




A-JOHN LED Systems

Lamps Type	Picture	Total Power	Power Supply	Beam Angle	Tc(k) / AD(nm)	Color code	Luminous flux	Estimated Lifespan	Product Model					
MR11		1 W (BridgeLux)	AC/DC 12V	45°	3000-3500K	WW	60 Lm	35,000 h	FLM11AA-045WW-A012					
					5000-5500K	NW	70 Lm	35,000 h	FLM11AA-045NW-A012					
					Red	RD	65 Lm	35,000 h	FLM11AA-045RD-A012					
					Green	GN	75 Lm	35,000 h	FLM11AA-045GN-A012					
					Blue	BE	21 Lm	35,000 h	FLM11AA-045BE-A012					
					Amber	AR	70 Lm	35,000 h	FLM11AA-045AR-A012					
MR16		5 W (BridgeLux)	AC/DC 12V	36°	2500-2800K	BW	302 Lm	35,000 h	FLM16CA-036BW-A012					
					3000-3500K	WW	315 Lm	35,000 h	FLM16CA-036WW-A012					
					5000-5500K	NW	320 Lm	35,000 h	FLM16CA-036NW-A012					
					7000-7500K	CW	305 Lm	35,000 h	FLM16CA-036CW-A012					
					Sky Blue	SB	168 Lm	35,000 h	FLM16CA-036SB-A012					
					Apple Green	AG	365 Lm	35,000 h	FLM16CA-036AG-A012					
					Pink	PK	138 Lm	35,000 h	FLM16CA-036PK-A012					
					Light Violet	LV	106 Lm	35,000 h	FLM16CA-036LV-A012					
		3 W (BridgeLux)	AC/DC 12V	15°	2800-3200K	BW	200 Lm	35,000 h	FLM16C-015BW-A012					
					5000-5500K	NW	210 Lm	35,000 h	FLM16C-015NW-A012					
					30°	2800-3200K	BW	200 Lm	35,000 h	FLM16C-030BW-A012				
						5000-5500K	NW	210 Lm	35,000 h	FLM16C-030NW-A012				
					45°	2800-3200K	BW	200 Lm	35,000 h	FLM16C-045BW-A012				
						5000-5500K	NW	210 Lm	35,000 h	FLM16C-045NW-A012				
					60°	2800-3200K	BW	200 Lm	35,000 h	FLM16C-060BW-A012				
						5000-5500K	NW	210 Lm	35,000 h	FLM16C-060NW-A012				
		2 W (BridgeLux)	AC/DC 12V	60°	3000-3500K	WW	90 Lm	35,000 h	FLM16AA-060WW-A012					
					7000-7500K	CW	100 Lm	35,000 h	FLM16AA-060CW-A012					
Sky Blue					SB	56 Lm	35,000 h	FLM16AA-060SB-A012						
Apple Green					AG	125 Lm	35,000 h	FLM16AA-060AG-A012						
Pink					PK	45 Lm	35,000 h	FLM16AA-060PK-A012						
Light Violet					LV	38 Lm	35,000 h	FLM16AA-060LV-A012						
E27						5 W (BridgeLux)	AC 100-240V	100°	2500-2800K	BW	302 Lm	35,000 h	FLE27CA-100BW-A240	
									3000-3500K	WW	315 Lm	35,000 h	FLE27CA-100WW-A240	
									5000-5500K	NW	320 Lm	35,000 h	FLE27CA-100NW-A240	
									7000-7500K	CW	305 Lm	35,000 h	FLE27CA-100CW-A240	
E27		6 W (Nichia)	AC 110V	120°	2500-3500K	BW	350 Lm	50,000 h	FLE27CA-120BW-A110-D					
					5000-7000K	NW	420 Lm	50,000 h	FLE27CA-120NW-A110-D					
			AC 220V	120°	2500-3500K	BW	350 Lm	50,000 h	FLE27CA-120BW-A220-D					
					5000-7000K	NW	420 Lm	50,000 h	FLE27CA-120NW-A220-D					
					PAR16		5 W (BridgeLux)	AC 100-240V	36°	2500-2800K	BW	302 Lm	35,000 h	FLP16CA-036BW-A240
										3000-3500K	WW	315 Lm	35,000 h	FLP16CA-036WW-A240
5000-5500K	NW	320 Lm	35,000 h	FLP16CA-036NW-A240										
7000-7500K	CW	305 Lm	35,000 h	FLP16CA-036CW-A240										
Sky Blue	SB	168 Lm	35,000 h	FLP16CA-036SB-A240										
Apple Green	AG	365 Lm	35,000 h	FLP16CA-036AG-A240										
Pink	PK	138 Lm	35,000 h	FLP16CA-036PK-A240										
Light Violet	LV	106 Lm	35,000 h	FLP16CA-036LV-A240										
PAR16		3 W (BridgeLux)	AC 100-240V	15°	2800-3200K	BW	200 Lm	35,000 h	FLP16C-015BW-A240					
					5000-5500K	NW	210 Lm	35,000 h	FLP16C-015NW-A240					
				30°	2800-3200K	BW	200 Lm	35,000 h	FLP16C-030BW-A240					
					5000-5500K	NW	210 Lm	35,000 h	FLP16C-030NW-A240					
				45°	2800-3200K	BW	200 Lm	35,000 h	FLP16C-045BW-A240					
					5000-5500K	NW	210 Lm	35,000 h	FLP16C-045NW-A240					
				60°	2800-3200K	BW	200 Lm	35,000 h	FLP16C-060BW-A240					
					5000-5500K	NW	210 Lm	35,000 h	FLP16C-060NW-A240					
PAR30		7 W (BridgeLux)	AC 100-240V	30°	3000-3500K	WW	560 Lm	35,000 h	FLP30GA-030WW-A240					
					5000-5500K	NW	640 Lm	35,000 h	FLP30GA-030NW-A240					
		3 W (BridgeLux)	AC 100-240V	15°	2800-3200K	BW	200 Lm	35,000 h	FLG10CA-015BW-A240					
					5000-5500K	NW	210 Lm	35,000 h	FLG10CA-015NW-A240					
				30°	2800-3200K	BW	200 Lm	35,000 h	FLG10CA-030BW-A240					
					5000-5500K	NW	210 Lm	35,000 h	FLG10CA-030NW-A240					
				45°	2800-3200K	BW	200 Lm	35,000 h	FLG10CA-045BW-A240					
					5000-5500K	NW	210 Lm	35,000 h	FLG10CA-045NW-A240					
				60°	2800-3200K	BW	200 Lm	35,000 h	FLG10CA-060BW-A240					
					5000-5500K	NW	210 Lm	35,000 h	FLG10CA-060NW-A240					